

LUCAS

Quality

EQUIPMENT



EQUIPMENT AND
SPARE PART DETAILS FOR

1951

MOTOR CYCLES

JOSEPH LUCAS LTD · BIRMINGHAM 19 · ENGLAND

All correspondence relevant to this Catalogue should be addressed to the Technical Records Department, Joseph Lucas Ltd., Great Hampton Street, Birmingham B8

1951 No. 1048 The Nickel Prohibited Uses (Ministry of Supply) Order
*Availability of Accessories in Chromium Plated finish cannot be guaranteed
when existing stocks have been exhausted.*

CONTENTS

ALPHABETICAL GUIDE

PAGES 4-7

ALTERNATOR	MAGDYNO
AMMETER	MAGNETO
AUTO ADVANCE UNIT	PANEL
BATTERY	RECTIFIER
CONTROL BOX	SIDE OR SIDECAR LAMP
DISTRIBUTOR	TAIL LAMP
DYNAMO OR GENERATOR	SWITCHES:
HEADLAMP	DIPPER
HORN	IGNITION
HORN BRACKET	LIGHTING
HORN PUSH	MAGNETO CUTOUT
IGNITION COIL	STOP TAIL LAMP AND SPRING
JUNCTION BOX	WARNING LIGHT

DETAILED SPARE PARTS

	Pages		Pages
ALTERNATOR	9	HORN PUSHES	9, 17
AMMETER	17	HEADLAMP	14, 15
CONTROL BOX	9	MAGDYNO	12, 13
DISTRIBUTOR	13	MAGNETO	10, 11
DYNAMO OR GENERATOR	8	SIDE AND TAIL LAMP	16
HORN	9	SWITCHES	17



ALPHABETICAL GUIDE

MAKE AND MODEL	DYNAMO OR GENERATOR	MAGNETO, MAGDYNO, DISTRIBUTOR	AUTO ADVANCE UNIT	IGNITION COIL	CONTROL BOX	JUNCTION BOX	HEADLAMP	SIDE OR SIDE CAR LAMP
A.M.C. (A.J.S. & MATCHLESS)								
(1) A.J.S. 51-20 500 c.c. O.H.V. Twin and Matchless 51-G9 500 c.c. O.H.V. Twin	20009D	42230B	—	—	37097B	—	50945A	—
(2) All single cylinder models	20028A	42020E *42179E	—	—	37144A	—	50945A *50791D	—
ARIEL								
(3) 4G 'Square Four' 1,000 c.c. O.H.V.	22003B	40124E	—	45016A	37097B	—	50965A	—
(4) KG De Luxe and KH 'Red Hunter' 500 c.c. O.H.V. Twin	20009D	42114E	47506	—	37097B	—	50945A	—
(5) NG De Luxe and NH 'Red Hunter' 350 c.c. O.H.V., VCH 500 c.c. O.H.V., VB 600 c.c. S.V., VG De Luxe 500 c.c. O.H.V., and VG 'Red Hunter' 500 c.c. O.H.V.	20013A	46028A	—	—	37097B	—	50945A *50940A	—
ATELIERS GILLET								
(6) 400 c.c.	20013A	46033A	—	—	37097B	—	50945A	—
B.S.A.								
(7) A7 and A7 'Star' 500 c.c. O.H.V. Twin and A10 'Golden Flash' 650 c.c. Twin	20010A	42248E †42263B	47503	—	37097B	—	50945A ‡50964A ‡056544	—
(8) C10 S.V. and C11 De Luxe O.H.V. 250 c.c.	20010A	40079D	—	45036A	37097B	—	50185H	—
(9) M20 500 c.c., M21 600 c.c. S.V., and M33 500 c.c. O.H.V.	20013A	46031A	—	—	37097B	—	50945A	*A52154A
(10) B34 500 c.c. O.H.V. and Competition, B32 350 c.c. O.H.V. and Competition, B34 500 c.c. O.H.V., and B31 350 c.c. O.H.V.	20013A	46031A *42123F	—	—	37097B	—	50945A	*A52153A
(11) 'Bantam' Standard and De Luxe	*47077E	—	—	45033A	*47078A	—	50866E §50906D ‡50898D	—
DOUGLAS								
(12) Mk. V '80 Plus' and '90 Plus' Competition	—	46027D *42206A	—	—	37097B	—	50945A	—
(13) 'Vespa'	—	—	—	—	—	—	—	—
ENFIELD								
(14) G2 350 c.c. 'Bullet', G 350 c.c. O.H.V., and J2 500 c.c. single cylinder	20013A	46030A *42157E	—	—	37097B	—	50945A §50732E 50947A	—
(15) 500 c.c. Twin	22003B	40168B	—	45016A	37097B	—	50947A ‡51060A	—
EXCELSIOR								
(16) 'Talisman' Twin 250 c.c. Special Export Standard Export	—	—	—	—	—	—	50946A 50945A 50827E	—
	* Alternator	* Competition Models † Later Fitment A7 'Star' Twin			* Rectifier		* Competition Models † 'Golden Flash' only ‡ Export France 'Golden Flash' only § Export U.S.A. ‡ Later Fitment	* Later or special fitment

DETAILING INITIAL LUCAS ELECTRICAL EQUIPMENT

TAIL LAMP	PANEL	LIGHTING SWITCH	AMMETER	DIPPER SWITCH	HORN	HORN BRACKET	HORN PUSH	BATTERY	
A53139B A53139B *A53140B	308312 308312	351551 351551	36084D 36084D	380521 380521	069225 069225	701686 701686	76209A 76209A	PUW7E/4 PUW7E/4	(1) (2)
A53140B	516506	351551	36085D	*31085B 380521	069225	700168	76204A	GUW11E	(3)
A53140B	308312	351551	36084D	380521	069225	700168	76204A	PUW7E/4	(4)
A53140B	308312 *516495	351551 *31224A	36084D	380521	069225	700168	76204A	PUW7E/4	(5)
—	308312	351551	36084D	31278A	069225	700168	76204A	—	(6)
A53140B †A53182B	308312 †516483	351551 †76206A	36084D	31220A †31281A ‡315543	069225	700168	76206A	PUW7E/4	(7)
A53140B	308343	344669	36085D	380521	069225	700168	76200A	PUW7E/4	(8)
A53140B †A53182B	308312	351551	36084D	380521 †31281A ‡315543	069225	700168	76206A	PUW7E/4	(9)
A53140B †A53182B	308312	351551	36084D	31220A †31281A ‡315543	069225	700168	76206A	PUW7E/4	(10)
A53140B †A53182B	516452	31268A	36088D	380521 †31281A ‡315543	—	—	76200A	LVW5E	(11)
A53056A A53056A	308312 —	351551 †76204A	36084D —	— —	70048B 70068A	701851 —	76204A —	PUW7E/4 LVW5E	(12) (13)
A53140B	308312	351551	36084D	—	069225	700168	76204A	PUW7E/4	(14)
A53140B	— ‡516506	34057A ‡351551	36084D *36085D	380521 *§31083D	069225	703185	76204A	PUW7E/4	(15)
—	516500 308312 516500	31224B 351551 31224B	36084D 36084D 36084D	380521 380521 380521	—	—	—	PUW7E/4 PUW7E/4 PUW7E/4	(16)
* Competition Models † Later Fitment	* Competition Models † 'Golden Flash' only ‡ Later Fitment	* Competition Models † Magneto Cutout Switch ‡ Later Fitment	* Later Fitment	* Ignition Switch † Stop Lamp Switch ‡ Stop Lamp Spring § Later Fitment					

ALPHABETICAL GUIDE

MAKE AND MODEL	DYNAMO OR GENERATOR	MAGNETO, MAGDYNO, DISTRIBUTOR	AUTO ADVANCE UNIT	IGNITION COIL	CONTROL BOX	JUNCTION BOX	HEADLAMP	SIDE OR SIDECAR LAMP
MAISON SAROLEA								
(1) Export	20013A	46029A	—	—	37097B	—	*50732E 50128F	—
NORTON								
(2) '7 Dominator' 500 c.c. O.H.V. Twin	20011A	42111H	47508	—	37097B	—	50945A	—
(3) 40 and 40M 350 c.c. O.H.C., 16H 500 c.c. S.V., 18 500 c.c. O.H.V., ES2 500 c.c. O.H.V., 30 500 c.c. O.H.C., 500T 500 c.c. O.H.V., 30M 500 c.c. O.H.C., and 'Big Four' 600c.c. S.V.	20013A	46029A	—	—	37097B	—	50945A	—
PASHLEY								
(4) Carrier Cycles	—	—	—	—	—	—	—	A53182B
PHELON & MOORE								
(5) '65' 250 c.c. O.H.V. and O.H.C....	20009D	40145D	—	45016A	37097B	—	50185H	—
(6) '65' 250 c.c. O.H.V. and O.H.C. 'Stroud' (Competition Model)	20009D	42183E	—	45016A	37097B	—	50791D	—
(7) '75' 350 c.c. O.H.V.	20009D	42133F	—	—	37097B	—	50945A	—
(8) '75' 350 c.c. O.H.V. and 'Stroud' (Competition Model)	20009D	42183E	—	—	37097B	—	50791D	—
(9) '100' 600 c.c. O.H.V.	20009D *20013A	42020E *46028A	—	—	37097B	—	50945A	—
SUNBEAM								
(10) S7 and S8	20151A	40073J	—	45036A	37097B	—	50353E	—
TURNER MANUFACTURING								
(11) 'Bi-Van'	†47068H	—	—	45036A	*47078A	78266A	50306D	—
(12) 'Tri-Van'	†47068H	—	—	45036A	*47078A	78266A	50292D	A52036A
TRIUMPH								
(13) TR5 'Trophy' (Competition) 500 c.c.	20009D	42264B	—	—	37097B	—	50791D	—
(14) 3T 349 c.c. De Luxe, 5T 498 c.c. 'Speed' Twin, T100 498 c.c. 'Tiger 100', and 6T 649 c.c. 'Thunderbird'	20009D	42111H †42264B	47502	—	37097B	—	50777B *50916A	—
VINCENT — HRD								
(15) 'Black Shadow' and 'Rapide' 1,000 c.c.	—	42134F	—	—	—	—	—	—
(16) 'Comet' 500 c.c.	—	42182E	47505	—	—	—	—	—
	* Later Fitment † Alternator	* Later Fitment † T100 Model only			* Rectifier		* Export France	

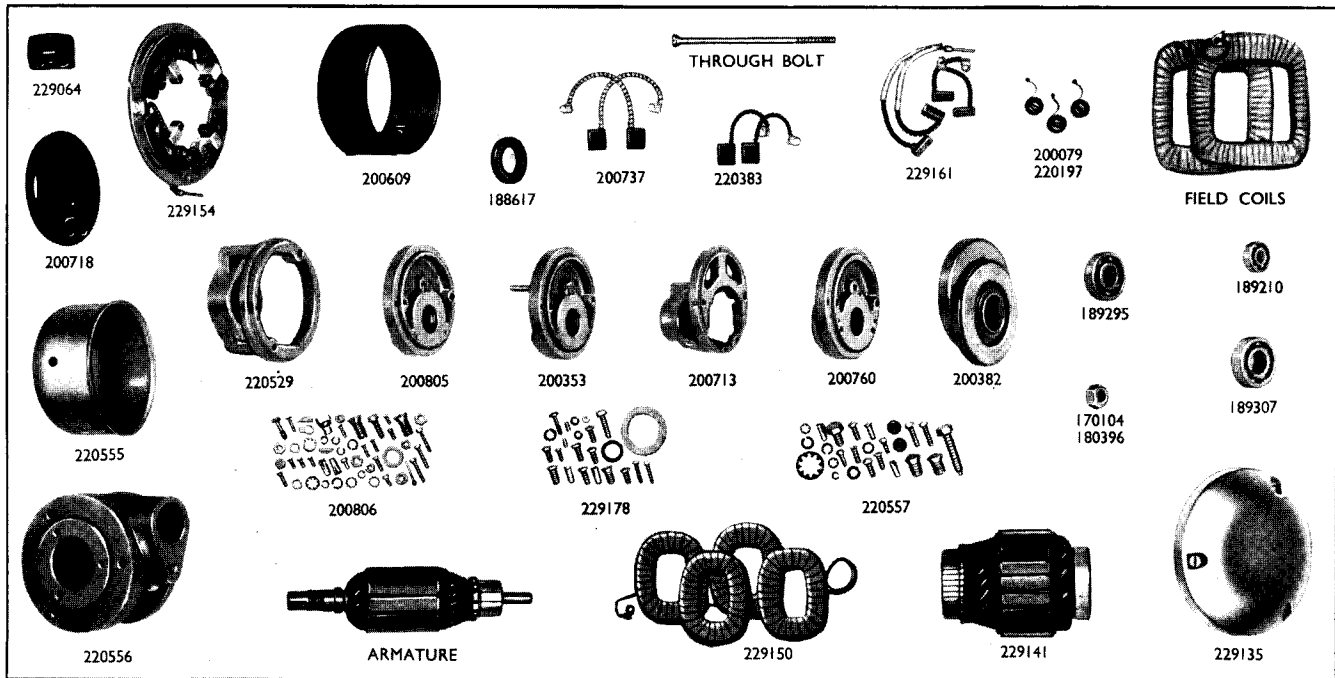
DETAILING INITIAL LUCAS ELECTRICAL EQUIPMENT

TAIL LAMP	PANEL	LIGHTING SWITCH	AMMETER	DIPPER SWITCH	HORN	HORN BRACKET	HORN PUSH	BATTERY
A53056A	*30917A 308312	35155I	36084D	38052I	069225	701686	76210A	— (1)
A53140B	308312	35155I *76204A	36084D	38052I	069225	700168	76204A	PUW7E/4 *PUZ7E/4 (2)
A53140B	308312	35155I	36084D	38052I	069225	700168	76204A	PUW7E/4 (3)
A53056A	—	031218	—	—	—	—	—	PUW7E/4 (4)
A53140A	308343	344669	36085D	31278A	069225	701686	76210A	PUW7E/4 (5)
A53056A	308312	35155I	36084D	31278A	069225	701686	76204A	PUW7E/4 (6)
A53140B	308312	35155I	36084D	31278A	069225	701686	76210A	PUW7E/4 (7)
A53056A	308312	35155I	36084D	31278A	069225	701686	76204A	PUW7E/4 (8)
A53139B	308312	35155I	36084D	31278A	069225	701686	76210A	PUW7E/4 (9)
A53140B	†38066B ‡38021B	34017B	36088D	31220A	069225	700168	76206A	PUW7E/4 (10)
A53140B	—	31245A	36084D	38052I *31246A	70048B	70185I	76204A	PUW7E/4 (11)
A53133A	—	31245A	36084D	38052I *31246A	70048B	70185I	76204A	PUW7E/4 (12)
A53216A *A53182B	308312	35155I	36084D	†31281A ‡315738	70048B	70185I	76204A	PUW7E/4 (13)
A53216A *A53182B	—	351584	36129B	380056 *31071A †31281A ‡315738	70048B	70185I	76200A	PUW7E/4 (14)
—	—	—	—	†31281A ‡315543	069225	700168	76204A	— (15)
—	—	—	—	†31284A ‡315543	069225	700168	76204A	— (16)
* U.S.A. and Special Orders	* Export France † Warning Light (Red) ‡ Warning Light (Green)	* Magneto Cutout Switch		* Ignition Switch † Stop Lamp Switch ‡ Stop Lamp Spring				* Export



HDP © 1999

DYNAMO OR GENERATOR SPARE PARTS

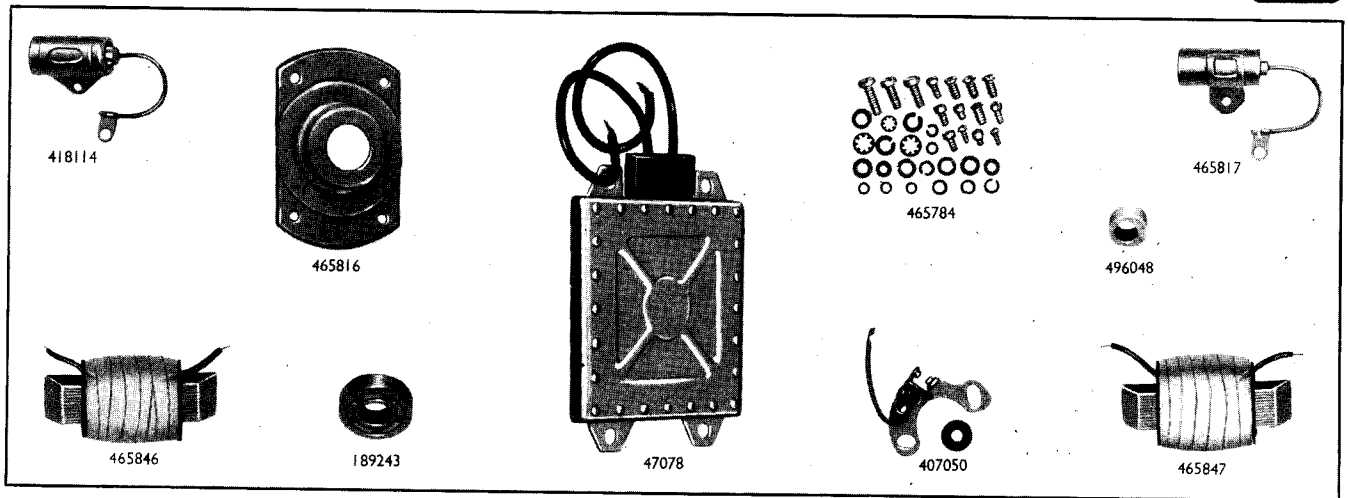


ORDERING No.	MODEL AND TYPE	ROTATION AND VOLTAGE	BAND COVER	BRUSH SET	BRUSH GEAR	BRUSH SPRING SET	BRACKET OR FRAME, COMMUTATOR END	BUSH, BEARING, COMMUTATOR END	COVER, COMMUTATOR END	BRACKET OR FRAME, DRIVE END
20009B	E3L R0-0	AC 6v.	200609	200737	200738	220197	200713	189210	200718	200760
20010A	E3L AC-0	AC 6v.	200609	200737	200738	220197	200713	189210	200718	200382
20011A	E3L L-0	C 6v.	200609	200737	200738	220197	200713	189210	200718	200760
20012D	E3LM L-0	AC 6v.	200609	200737	200738	220197	200713	189210	200718	200353
20013A	E3LM LI-0	C 6v.	200609	200737	200738	220197	200713	189210	200718	200353
20028A	E3N L-0	AC 6v.	200609	200737	200738	220197	200713	189210	200718	200805
20151A	MC45L AC-0	AC 6v.	—	229161	—	200079	229154	—	229135	—
22003B	C35SD HI2-1	C 6v.	—	220383	220552	220197	220529	189295	220555	220556
		AC Anti-clockwise C Clockwise								

(continued)


ORDERING No.	MODEL AND TYPE	ROTATION AND VOLTAGE	BUSH, BEARING, DRIVE END	* ARMATURE	NUT, SHAFT	FIELD COILS	TERMINAL COVER OR BLOCK	BOLT, THROUGH FIXING	OIL SEAL	SUNDRY PARTS, SET
20009B	E3L R0-0	AC 6v.	189307	200712	—	200731	—	200732	—	200806
20010A	E3L AC-0	AC 6v.	189307	200752	170104	200731	—	200732	—	200806
20011A	E3L L-0	C 6v.	189307	200712	—	200731	—	200732	—	200806
20012D	E3LM L-0	AC 6v.	189307	200754	—	200731	—	200732	—	200806
20013A	E3LM LI-0	C 6v.	189307	200754	—	200731	—	200732	—	200806
20028A	E3N L-0	AC 6v.	189307	200802	170104	200188	—	200227	—	200086
20151A	MC45L AC-0	AC 6v.	—	229141	—	229150	229064	—	—	229178
22003B	C35SD HI2-1	C 6v.	189307	220533	180396	220487	*220498	—	188617	220557
		AC Anti-clockwise C Clockwise		* For reference only			* Gear Set			

ALTERNATOR SPARE PARTS



ORDERING No.	MODEL AND TYPE	ROTATION	CONDENSER	CONTACT SET	PLATE, BEARING SUPPORT	BEARING	CAM	COILS		SUNDRY PARTS, SET	
								LEFT HAND	RIGHT HAND		
47068H	IA45 QB	C	418114	407050	—	—	496048	465847	465846	465784	
47077E	IA45 AC	C	465817	407050	465816	189243	496048	465847	465846	465784	
		C Clockwise									

HORN AND CONTROL BOX SPARE PARTS



ORDERING No.	MODEL AND TYPE	VOLTAGE	BRACKET
70048B	HF1441	6	701851
70068A	HF1950	6	—
069225	HF1234	6	701686 *700168 *703185

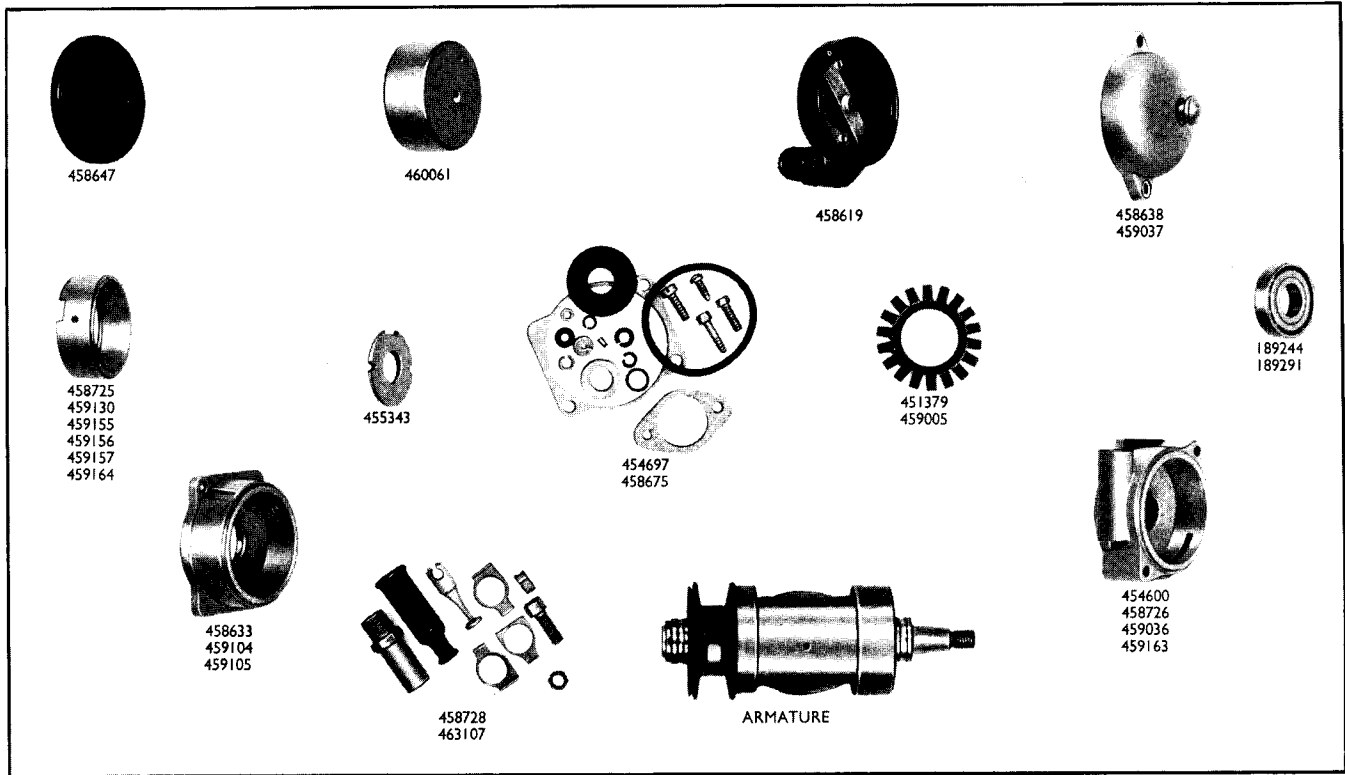
* Special brackets supplied individually where required.
For motor cycles concerned, please consult Alphabetical Guide.

ORDERING No.	MODEL AND TYPE	VOLTAGE	COVER	CLIP, COVER
37097B	MCR2 L	6	391454	391453
37144A	MCR2 L3	6	391454	391453



MAGNETO SPARE PARTS

MODELS NI, NRI, KNRI, KIF, K2F



ORDERING No.	MODEL AND TYPE	ROTATION	PICK-UP	BRUSH AND SPRING	NUT, MOULDED	COVER, CONTACT BREAKER END	CONTACT BREAKER	CONTACT SET	SPRINGS, SET, ACTUATING	BRUSH AND SPRING	CONTROL PARTS, SET
(1)	42020E NI A0	AC	456794	451260	410600	460061	460051	484098	—	*455347	463107
(2)	421111H K2F R0	AC	*458367 †458368	451260	410600	458619	470534	470609	470688	—	—
(3)	42114E K2F AC53	AC	*458367 †458368	451260	410600	458638	470534	470609	470688	470537	—
(4)	42123F KNRI/4 AC52	AC	—	For repair —	the complete magneto	to be returned to Lucas Racing Section,					
(5)	42133F KIF SM0	AC	456794	451260	410600	458647	470534	470609	470688	470537	—
(6)	42134F KVF GM1	C	*458367 †458368	451260	410600	458647	470542	470877	470688	470537	—
(7)	42157E KNRI/4 L	AC	—	For repair —	the complete magneto	to be returned to Lucas Racing Section,					
(8)	42179E NRI/5 SM	AC	—	For repair —	the complete magneto	to be returned to Lucas Racing Section,					
(9)	42182E KIF GM2	C	463066	451260	410600	458647	470534	470608	470688	470537	—
(10)	42183E KIF FE5	AC	456794	451260	410600	458647	470534	470609	470688	—	463107
(11)	42206A K2FR L	C	—	For repair —	the complete magneto	to be returned to Lucas Racing Section,					
(12)	42230B K2F SM	AC	*458367 †458368	451260	410600	459037	470534	470609	470688	—	458728
(13)	42248E K2F AC	AC	*458865 †458866	451260	410600	458619	470534	470609	470688	470537	—
(14)	42263B K2F AC53	AC	*459169 †459144	451260	410600	458619	470534	470609	470688	470537	458728
(15)	42264B K2F R0	AC	*458367 †458368	451260	410600	458619	470534	470609	470688	—	463107

AC Anti-Clockwise
C Clockwise

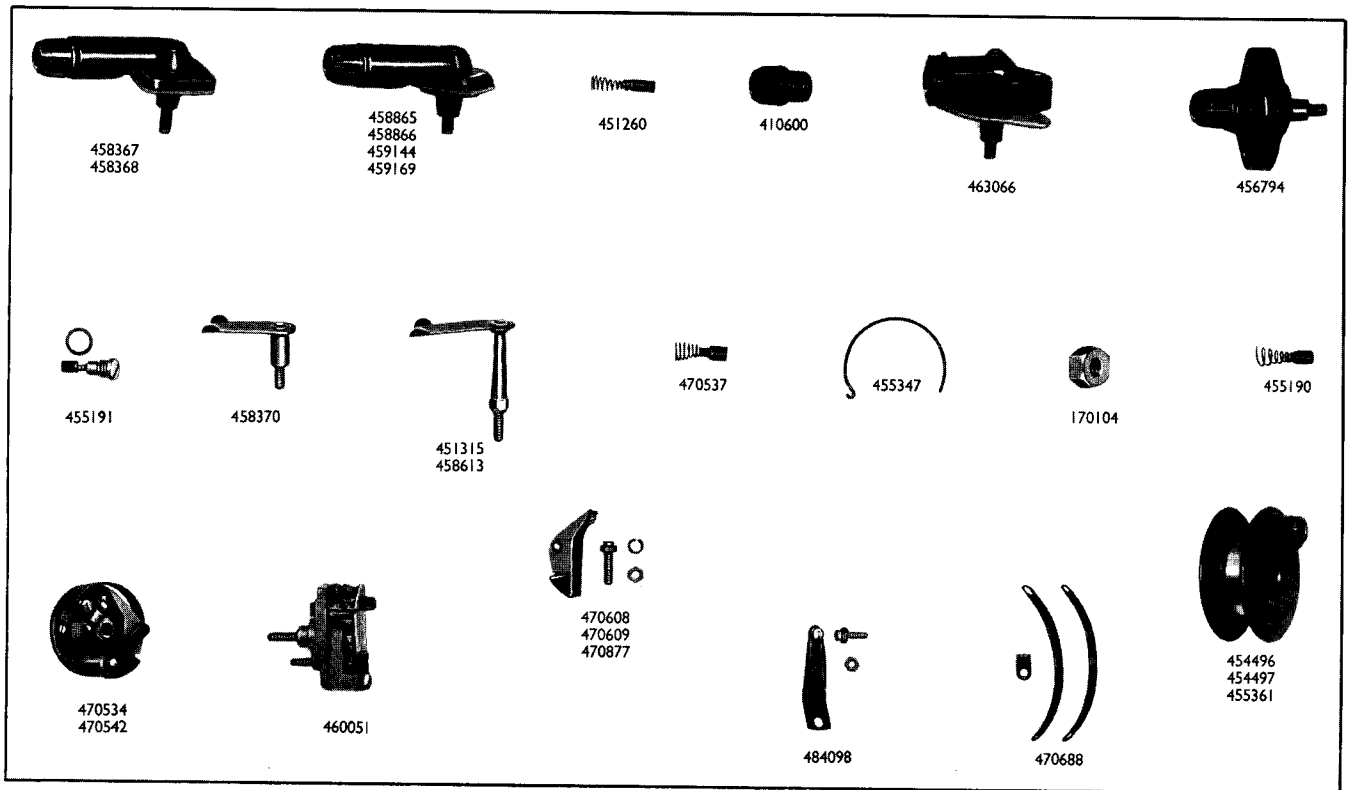
* Right Hand
† Left Hand

* Jump Ring

MAGNETO SPARE PARTS



MODELS NI, NRI, KNRI, KIF, K2F



CAM	PLATE, CONTACT BREAKER END	CUP, INSULATING	SPRING PIN	NUT, SHAFT	ARMATURE	SLIP RING	BEARING, CONTACT BREAKER END	BEARING, DRIVE END	(MAGNETO EARTH)		SUNDRY PARTS, SET
									BRUSH SPRING AND HOLDER	BRUSH AND SPRING	
455343	454600	451379	451315	170104	454385	454496	189291	189291	455191	455190	454697 (1)
459130	459105	451379	458613	—	459004	455361	189291	189244	455191	455190	458675 (2)
459130	459104	*459005 451379	*458370 *458370	—	458633	455361	189291	189291	455191	455190	458675 (3)
Great Hampton St., Birmingham 18.	—	—	—	—	—	—	—	—	—	—	— (4)
459157	459105	451379	458613	170104	459139	454496	189291	189244	455191	455190	458675 (5)
459155	458633	*459005 451379	458613 *458370	—	459142	454497	189291	189244	455191	455190	458675 (6)
Great Hampton St., Birmingham 18.	—	—	—	—	—	—	—	—	—	—	— (7)
Great Hampton St., Birmingham 18.	—	—	—	—	—	—	—	—	—	—	— (8)
459157	459105	451379	458613	170104	459139	454496	189291	189291	455191	455190	458675 (9)
459156	458726	*459005 451379	468613 *459005	170104	459139	454496	189291	189244	455191	455190	458675 (10)
Great Hampton St., Birmingham 18.	—	—	—	—	—	—	—	—	—	—	— (11)
458725	459036	451379	*458370	170104	459004	455361	189291	189244	455191	455190	458675 (12)
459130	459105	*459005 451379	458613 *458370	—	459004	455361	189291	189244	455191	455190	458675 (13)
459164	459163	*459005 451379	458613 *458370	170104	459004	455361	189291	189244	455191	455190	458675 (14)
458725	458726	*459005 451379	458613 *458370	170104	459004	455361	189291	189244	455191	455190	458675 (15)


* For Body Bearing

* For Pick-up



MAGDYN0 SPARE PARTS

MODELS MOIL AND MN2



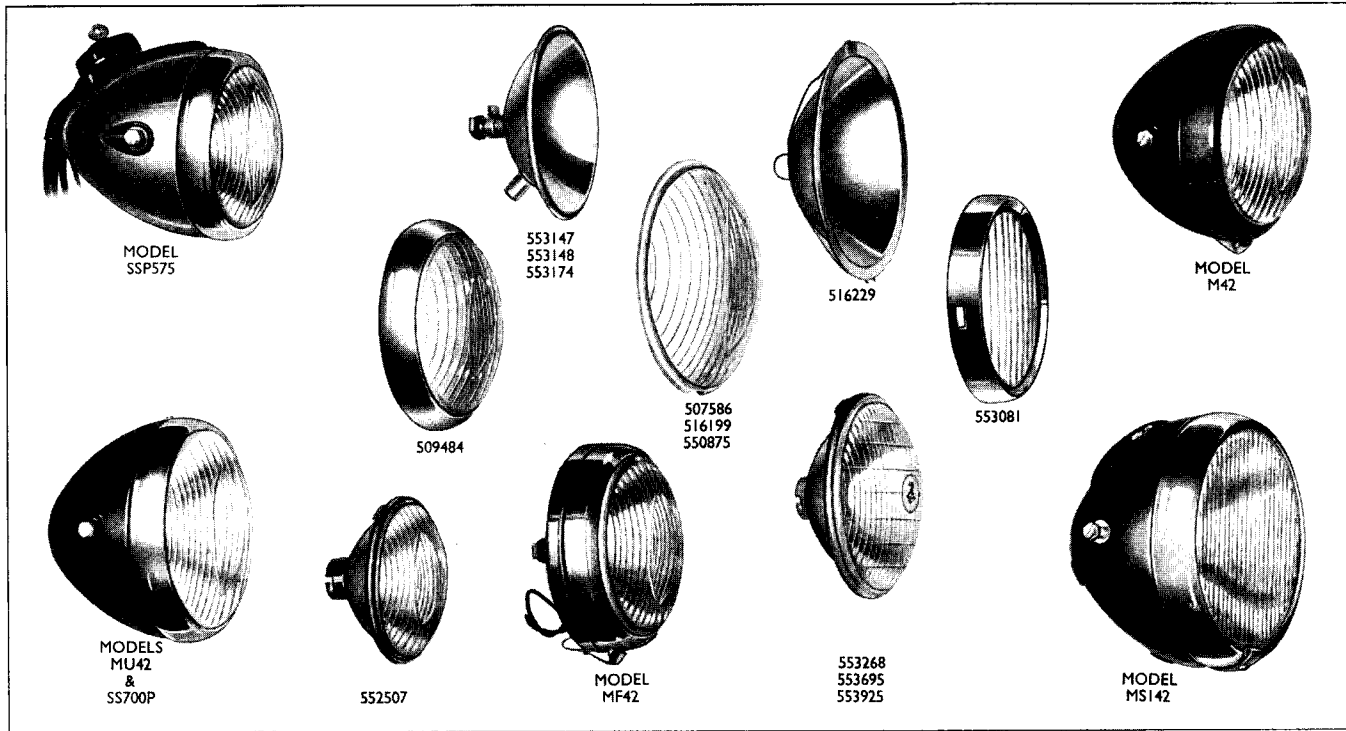
ORDERING No.	MODEL AND TYPE	ROTA-TION	PICK-UP	BRUSH AND SPRING	NUT, MOULDED	COVER, CONTACT BREAKER	CONTACT BREAKER	CONTACT SET	RING, CAM FIXING	CAM	CONTROL PARTS, SET
46027D	MN2L XX	C	456794	451260	410600	452222	470533	470608	—	463261	463107
46028A	MOIL H3	AC	463066	451260	410600	460061	460051	484098	455347	464056	463107
46029A	MOIL AG14	AC	463066	451260	410600	460061	460051	484098	455347	464056	463107
46030A	MOIL LI	AC	463066	451260	410600	460061	460051	484098	455347	464056	463107
46031A	MOIL AC52	AC	463066	451260	410600	460061	460051	484098	455347	464056	463107
46033A	MOIL EJ	C	463066	451260	410600	460061	460051	484098	455347	464055	463107
		AC Anti-clockwise C Clockwise									

(continued)

ORDERING No.	MODEL AND TYPE	ROTA-TION	PLATE, CONTACT BREAKER END	CUP, BEARING INSULATING	SPRING AND PIN	NUT, SHAFT	PLATE, DRIVE END	GEAR SET	* ARMATURE	SLIP RING	BEARING, DRIVE END	
46027D	MN2L XX	C	463301	463932	461405	170104	463153	462863	463283	454497	189294	
46028A	MOIL H3	AC	464233	451379	463907	173974	463989	462863	464205	454496	189294	
46029A	MOIL AG14	AC	463981	451379	463899	170104	463989	462863	464205	454496	189294	
46030A	MOIL LI	AC	463981	451379	463899	170104	463989	462863	464205	454496	189294	
46031A	MOIL AC52	AC	464233	451379	463898	173974	463989	462863	464205	454496	189294	
46033A	MOIL EJ	C	463981	451379	463907	170104	463989	462863	464205	454496	189294	
		AC Anti-clockwise C Clockwise								* For reference only		



HEADLAMP SPARE PARTS




ORDERING No.	MODEL	RIM OR DOOR	LENS	LENS, PILOT	WIRES, FIXING	REFLECTOR OR LIGHT UNIT	BEAD	RESISTANCE
(1) 50128F	MU42	509484	550875	—	500291	553147	553065	—
(2) 50185H	M42	509484	550875	—	500291	553147	553065	—
(3) 50292D	M42	509484	550875	—	500291	553148	553065	—
(4) 50306D	M42	509484	550875	—	500291	553147	553065	—
(5) 50353E	MS142-1	516242	507586	—	515917	516229	508736	—
(6) 50732E	MU42EF	553081	516199	—	500291	553174	553065	—
(7) 50777B	MF42B	509484	550875	—	500291	553147	553065	—
(8) 50791D	MU42	509484	550875	—	500291	553147	553065	—
(9) 50827E	MU42	509484	550875	—	500291	553147	553065	—
(10) 50866E	SSP575	534343	—	—	504665	552507	—	516445
(11) 50898D	SSP575	534343	—	516386	504665	553695	516395	516445
(12) 50906D	SSP575	534343	—	—	*516393	552507	—	516445
(13) 50916A	MF42EF	553081	516199	—	500291	553174	553065	—
(14) 50940A	MU42	509484	550875	—	500291	553147	*516298 553065	—
(15) 50945A	SSU700P	553248	—	—	504665	553268	—	—
(16) 50946A	SSU700P	553248	—	—	504665	553268	—	—
(17) 50947A	SSU700P	553248	—	—	504665	553268	—	—
(18) 50964A	SSU700P	553248	—	—	504665	553268	—	—
(19) 50965A	SSU700P	553248	—	—	504665	553268	—	—
(20) 51060A	SSU700P-1	553248	—	516386	504665	553925	516395	—

* Pilot lens fixing

* Rubber ring

HEADLAMP SPARE PARTS

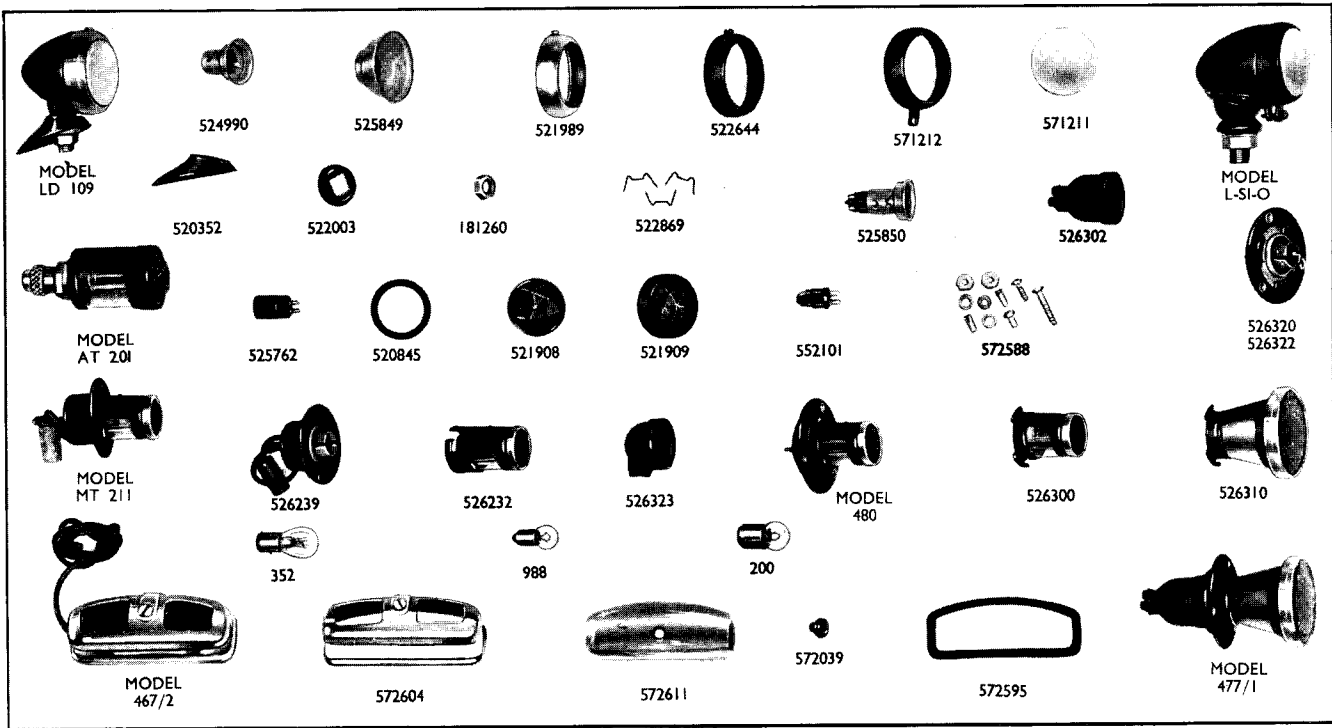


BULB HOLDER OR ADAPTOR	SEAL, PANEL	RING, SWITCH SEATING	WASHER, AMMETER	KNOB, SWITCH	PLUG	SOCKET	BULB, MAIN	BULB, PILOT	
504801	—	—	—	—	—	—	168	200	(1)
*500181	—	—	—	—	—	—	168	200	(2)
504801	—	—	—	—	—	—	168	—	(3)
*500181	—	—	—	—	—	—	168	200	(4)
504801	—	—	—	—	—	—	168	200	(5)
†516112	—	—	—	—	—	—	—	200	(6)
*504808	—	—	—	—	—	—	—	200	(7)
†562307	—	—	—	—	—	—	—	200	(8)
*500181	—	—	—	—	—	—	168	200	(9)
504801	—	—	—	—	859260	809795	168	200	(10)
*500181	—	—	—	—	—	—	168	200	(11)
†859599	516442	316283	516443	316525	—	—	312	988	(12)
†859598	516442	316283	516443	316525	—	—	312	988	(13)
†859599	516442	316283	516443	316525	—	—	312	988	(14)
†562307	—	—	—	—	—	—	—	200	(15)
*500181	—	—	—	—	—	—	168	200	(16)
504801	—	—	—	—	—	—	168	200	(17)
*500181	—	—	—	—	—	—	168	200	(18)
†555009	—	—	—	—	—	—	312	988	(19)
†555009	—	—	—	—	—	—	312	988	(20)
†555009	—	—	—	—	—	—	312	988	(21)
†555009	—	—	—	—	—	—	312	988	(22)
†555009	—	—	—	—	—	—	312	988	(23)
†860230	—	—	—	—	—	—	312	988	(24)
†555005	—	—	—	—	—	—	312	988	(25)

* Interior (Pilot)
 † Backshell
 ‡ Adaptor



SIDE AND TAIL LAMP SPARE PARTS



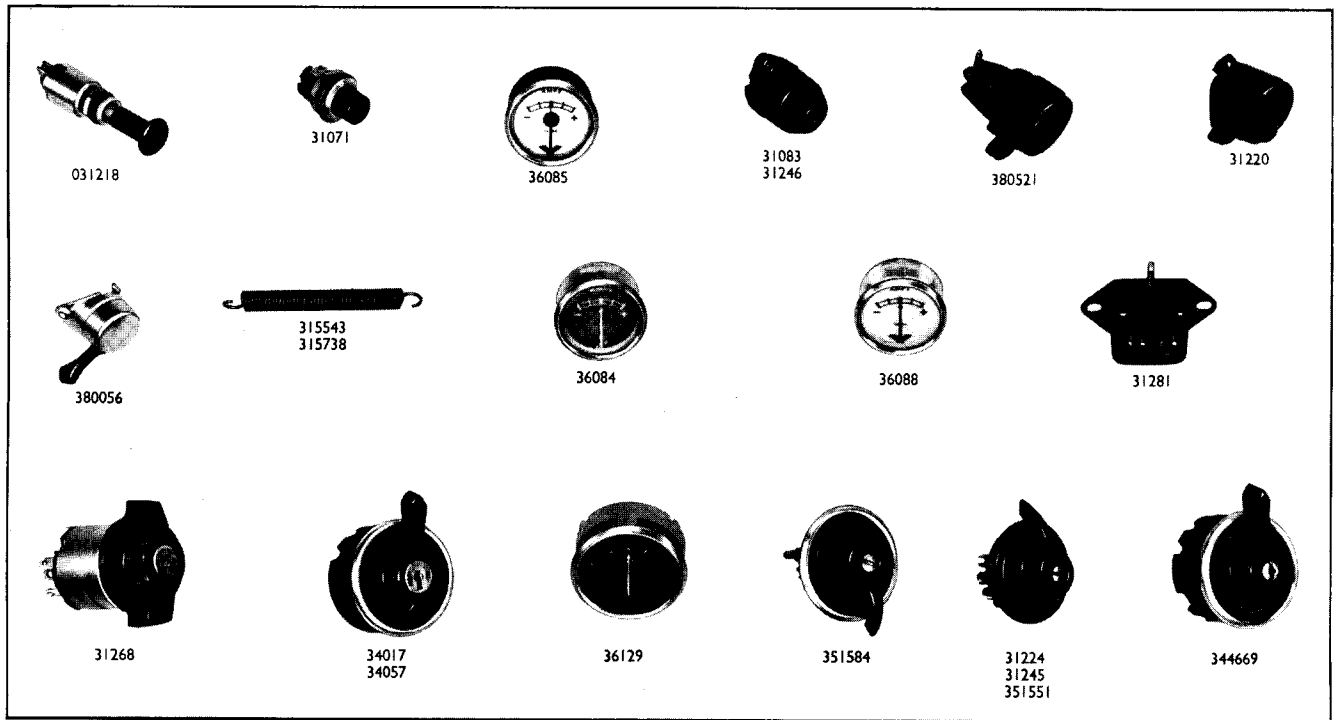
ORDERING No.	MODEL	DESCRIPTION	RIM OR DOOR	SCREW, RIM FIXING	WIRES, FIXING	LENS	REFLECTOR	BULB HOLDER
A52036A	L-SI-0	Side lamp	571212	571203	522869	571211	525849	552101 *525850
A52153A	LD109	Side lamp	522644	—	522869	571211	525849	524990
A52154A	LD109	Side lamp	521989	—	522869	571211	525849	524990
A53056A	MT211	Tail lamp	526232	—	—	—	—	—
A53133A	AT201	Tail lamp	521909	—	—	521908	—	525762
A53139A	467-1	Tail lamp	—	—	—	572611	—	—
A53140B	480	Tail lamp	526300	—	—	—	—	—
A53182B	477-1	Stop Tail lamp	526310	—	—	—	—	—
A53216A	477-1	Tail lamp	526310	—	—	—	—	—

* Adaptor and Shell Assembly

(continued)

ORDERING No.	MODEL	DESCRIPTION	BEAD	BODY	GROMMET	NUT, FIXING	FOOT OR BASE, FIXING	SUNDRIES PARTS, SET	BULB
A52036A	L-SI-0	Side lamp	—	—	—	183919	—	—	200
A52153A	LD109	Side lamp	—	—	—	181260	*522003 520352	—	200
A52154A	LD109	Side lamp	—	—	—	181260	*522003 520352	—	200
A53056A	MT211	Tail lamp	—	526239	—	—	—	—	200
A53133A	AT201	Tail lamp	520845	—	—	—	—	—	200
A53139A	467-1	Tail lamp	572595	572604	572039	—	—	572588	988
A53140B	480	Tail lamp	—	526320	526323	—	—	—	200
A53182B	477-1	Stop Tail lamp	—	526322	526323	—	—	—	352
A53216A	477-1	Tail lamp	—	526320	526302	—	—	—	200

* Base



SWITCHES

ORDERING No.	MODEL	DESCRIPTION
31071A	SS5 L35	Chromium plated bezel; black knob.
31083D	S53 L	Lock type ignition switch; 2-position, 'Off' - 'On'.
31220A	99 L3	Dipper Switch; 1 ⁵ / ₁₆ " bar fixing clip.
31224B	U39 L20	3-position, 'Off' - 'L' - 'H'; black base and handle.
31245A	U39	3-position, 'Off' - 'L' - 'H'; black base and handle.
31246A	S56 L1	3-position, 'Emergency' - 'Off' - 'On'.
31268A	PRS4 L	3-position, 'Emergency' - 'Off' - 'Ignition' (complete with lock).
31281A	54C L2	Stop Lamp operating (less spring).
34017B	PLC6 L113	Black dial; chromium plated bezel; 3-position, 'Off' - 'Low' - 'Head' (complete with lock).
34057A	PLC6 L153	Black dial; chromium plated bezel; 3-position, 'Off' - 'Low' - 'Head' (complete with lock).
344669	PLC5 L65	Similar to 34057.
351551	U39 L1	3-position, 'Off' - 'L' - 'H'; black base and handle.
351584	RS39 L2	As 351551, but chromium plated bezel.
380056	9AC	Chromium plated; screw fixing.
380521	99 L2	Dipper Switch; ⁷ / ₈ " bar fixing clip.
031218	PS7/1	Short thread; metal panel fixing; push-pull action.

AMMETERS

ORDERING No.	MODEL AND TYPE	DIAL READING	DIAL COLOUR
36084D	CZU27 L	8-0-8	Black
36085D	CZU27 L1	8-0-8	White
36088D	CZU27 L2	8-0-8	White
36129B	BM4 L56	8-0-8	Black

(continued)

ORDERING No.	MODEL AND TYPE	BEZEL OR RIM FINISH	SPECIAL FEATURES
36084D	CZU27 L	Chromium plated	Suitable for Magneto Ignition.
36085D	CZU27 L1	Chromium plated	Suitable for Coil Ignition.
36088D	CZU27 L2	Chromium plated	Suitable for Magneto Ignition.
36129B	BM4 L56	Chromium plated	12 o'clock Illumination.

HORN PUSHES

ORDERING No.	MODEL	DESCRIPTION
76200	HP26	No clip. Screws into handlebar.
76204	4A	Chromium plated. ⁷ / ₈ " clip fixing.
76206	4A AC	Chromium plated. Screw fixing. Suitable for ⁷ / ₈ " handlebars.
76209	HP26	As 76200, but with different saddle.
76210	4A L	Chromium plated. 1" clip fixing.